

CASIO ECR VAT Start up Guide

(for new SE-S100 users in G.C.C.)

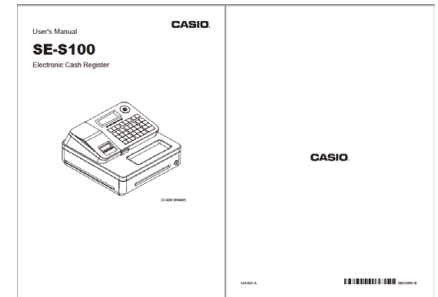


Introduction

Casio SE-S100 is the latest value-line cash register supporting **Arabic VAT compliance program** in GCC region (started from Saudi Arabia and U.A.E. on the 1st of January, 2018.)



This small document illustrates how to customize its programable features on each user's very basic needs for his daily store operations and **how to activate** its automated VAT calculation system (5% values on(in) selling prices) exactly required by tax authorities.

You can download the full featured **User's Manual** from our website to find more features for advanced customization and sophisticated operations anytime.



What is VAT ? Must I pay VAT... ?

Please find the latest information from the website of the TAX AUTHORITY in your country.

<p>Saudi Arabia</p> 	<p>https://www.vat.gov.sa/en/about-vat/what-is-vat</p>
<p>U.A.E.</p> 	<p>https://www.mof.gov.ae/En/budget/Pages/VATQuestions.aspx</p>

What a registered VAT payer must do ?

He must have any cash register solutions and issue VAT receipt on his every sales operation to his customer today. (from January 1st, 2018 and on).

Sales Receipt to be issued from Jan. 1, 2018~


<0> Recommended to be printed in Arabic

<3> SHOP NAME	
<5> VAT	
<1> 01-01-2018	14:50
REG	<2> 0001
<6>	
ITEM NAME T1	5.00
ITEM NAME T2	1.00
ITEM NAME T3	1.00
SUB TOTAL	7.25
TA <8>	5.00
TAX <10>	0.25
CASH	10.00
CHANGE	2.75

Standard (5%) <9>

Zero-rated (0%)

Exempt Supply <11>



How will invoices have to be adjusted to include VAT (i.e. what lines)?

- <0> The VAT Invoice must include the following details in Arabic, in addition to any other language also shown on the Tax Invoice as a translation:
- <1> The date of issue;
- <2> A sequential number which uniquely identifies the invoice;
- <3> The Tax Identification Number of the Supplier;
- <4> In cases where the Customer is required to self-account for Tax on the Supply, the customer's Tax Identification Number and a statement that the Customer must account for the Tax;
- <5> The legal name and the address of the Supplier and of the Customer;
- <6> The quantity and nature of the Goods supplied or the extent and nature of the Services rendered;
- <7> The date on which the supply took place, where this differs from the date of issue of the invoice;
- <8> The taxable amount per rate or exemption, the unit price exclusive of VAT and any discounts or rebates if they are not included in the unit prices;
- <9> The rate of Tax applied;
- <10> The Tax amount payable, shown in riyals;
- <11> In the case where Tax is not charged at the basic rate, a narration explaining the Tax treatment applied to the Supply;
- <12> In cases where the margin scheme for used Goods is applied, reference to the fact that VAT is charged on the margin on those Goods.

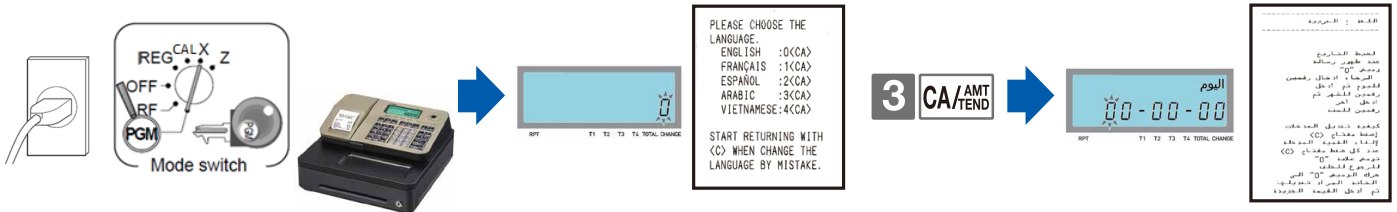
* <4>, <7> and <12> are optional requirements, not for ordinary users.

How to set-up and customize CASIO SE-S100



1. Choosing A Language and initializing

(1) Plug-in and turn the key into PGM mode. After waiting a while for instruction guide automatically printed out, press [3] [CA/AMT],



(2) Install two AA batteries (for memory back-up.)

2. Setting DATE, TIME and VAT RATE (5% fixed on T1)

(1) Enter 6-digit number from ten keyboard to set the DATE, for example, [3] [1] [1] [2] [1] [7] for 31st, Dec. 2017.



(2) Enter 4-digit number to set the TIME, for example, [2] [3] [5] [9] for 23:59



(3) After waiting a while for automatic rebooting, press [5] [CASH/AMT] to preset 5% tax on T1 and 3 times of to set 0% on T2, T3 and T4

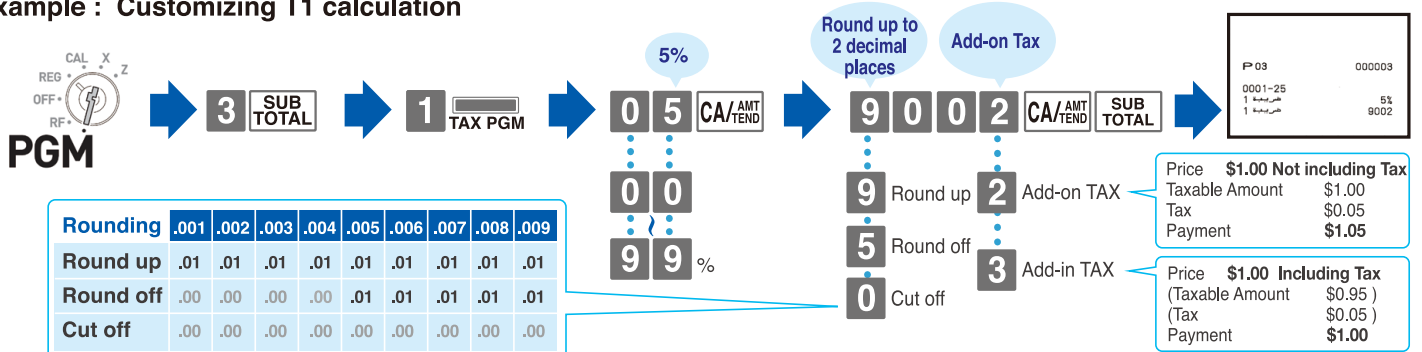


% 1	5%
% 2	0%
% 3	0%
% 4	0%

3. Customizing VAT (T1) calculation

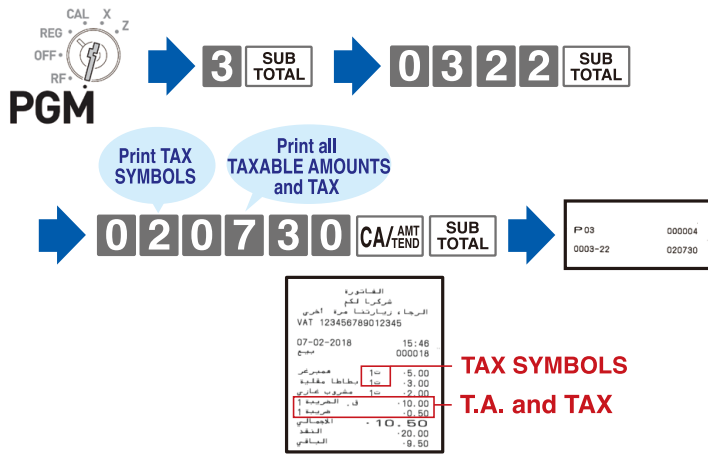
TAX calculation and rounding system can be customized on user's preference.

Example : Customizing T1 calculation



4. Programming VAT (T1) breakdown to be printed

Enable to print Taxable Amount, Tax Amount and Tax symbol on every VAT receipt



Character code (for VAT NUMBER setting)

Chara	Code	Chara	Code	Chara	Code	Chara	Code	Chara	Code	Chara	Code
Space	32	0	48	@	64	P	80	'	96	p	112
!	33	1	49	A	65	Q	81	a	97	q	113
"	34	2	50	B	66	R	82	b	98	r	114
#	35	3	51	C	67	S	83	c	99	s	115
\$	36	4	52	D	68	T	84	d	100	t	116
%	37	5	53	E	69	U	85	e	101	u	117
&	38	6	54	F	70	V	86	f	102	v	118
'	39	7	55	G	71	W	87	g	103	w	119
(40	8	56	H	72	X	88	h	104	x	120
)	41	9	57	I	73	Y	89	i	105	y	121
*	42	:	58	J	74	Z	90	j	106	z	122
+	43	;	59	K	75	[91	k	107	{	123
,	44	<	60	L	76	\	92	l	108		124
.	45	=	61	M	77]	93	m	109	}	125
.	46	>	62	N	78	^	94	n	110	~	126
/	47	?	63	O	79	_	95	o	111		127

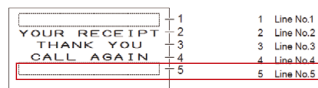
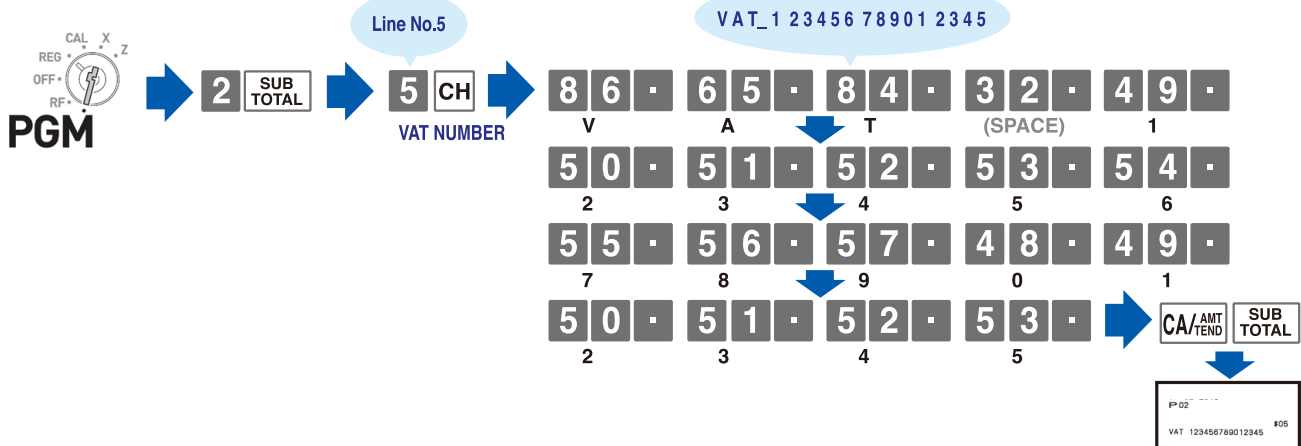
5. Setting VAT NUMBER on Receipt Message

1. Enable to print Receipt Messages



2. Preset VAT NUMBER on the 5th line of Receipt Message

Example :



Character code (for STORE NAME setting)

Arabic

Chara	Code	Chara	Code	Chara	Code	Chara	Code	Chara	Code	Chara	Code	Chara	Code	Chara	Code
°	128	β	144		160	•	176	ϕ	192	ذ	208	—	224	°	240
•	129	∞	145		161	٦	177	ء	193	ر	209	فـ	225	ˆ	241
•	130	∅	146		162	٢	178	أ	194	ز	210	قـ	226	ن	242
√	131	±	147	£	163	٣	179	أ	195	سـ	211	كـ	227	هـ	243
■	132	1/2	148	¤	164	٤	180	ؤ	196	شـ	212	لـ	228	ثـ	244
—	133	1/4	149	Ł	165	٥	181	ع	197	صـ	213	مـ	229	ى	245
	134	≈	150	!	166	٦	182	ثـ	198	ضـ	214	نـ	230	ي	246
†	135	«	151	‡	167	٧	183	ا	199	ظ	215	هـ	231	غـ	247
‡	136	»	152	L	168	٨	184	بـ	200	ظ	216	و	232	قـ	248
T	137	لا	153	ب	169	٩	185	ة	201	عـ	217	ى	233	قـ	249
‡	138	لا	154	ت	170	فـ	186	تـ	202	غـ	218	بـ	234	لا	250
‡	139	لا	155	ثـ	171	:	187	ثـ	203		219	ضـ	235	لـ	251
٦	140	لا	156	ٴ	172	سـ	188	جـ	204	ـ	220	عـ	236	كـ	252
٦	141	لا	157	جـ	173	شـ	189	حـ	205	ٲ	221	غـ	237	ي	253
L	142	لا	158	حـ	174	صـ	190	خـ	206	×	222	غـ	238	-	254
J	143	L	159	خـ	175	؟	191	د	207	عـ	223	مـ	239	Double size	255

5. Setting STORE NAME on Receipt Message

3. Preset STORE NAME on the 2nd ~ 4th line of Receipt Message

Example :

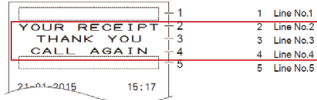


2 SUB TOTAL

Line No. 2nd ~ 4th

Entering each character by 3-digit code

2 CH STORE NAME (Double-Size)



3 CH ADDRESS

4 CH TELEPHONE

2	5	5	·	2	2	9	·	2	5	5	·	2	1	5	·
2	5	5	·	2	1	7	·	2	5	5	·	2	3	9	·
2	5	5	·	0	3	2	·	2	5	5	·	2	3	1	·
2	5	5	·	2	2	9	·	2	5	5	·	2	0	0	·
2	5	5	·	2	3	2	·	2	5	5	·	2	0	9	·
2	5	5	·	2	0	4	·	2	5	5	·	2	0	9	·
2	1	2	·	2	3	4	·	2	0	0	·	2	3	2	·
2	3	4	·	1	6	8	·	0	3	2	·	2	1	5	·
2	3	2	·	2	2	7	·	2	3	4	·	2	3	2	·
0	3	2	·	1	9	9	·	2	2	8	·	2	3	4	·
1	6	8	·	2	0	0	·	1	6	8	·	2	4	2	·
0	3	2	·	0	3	2	·	0	3	2	·	0	3	2	·
2	3	1	·	1	6	8	·	2	0	2	·	1	8	6	·
0	3	2	·	0	4	9	·	0	5	0	·	0	5	1	·
0	5	2	·	0	4	5	·	0	5	3	·	0	5	4	·
0	5	5	·	0	5	6	·	0	3	2	·	0	5	8	·
0	3	2	·	0	3	2	·	0	3	2	·	0	3	2	·

CA/AMT/TEND

CA/AMT/TEND

0 3 2 · 0 3 2 · 0 3 2 · 0 3 2 · CA/AMT/TEND SUB TOTAL

6. Programing each Departments to be linked with T1 (5%)

Example :



1 SUB TOTAL

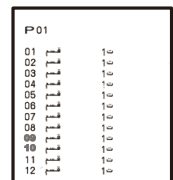
TAX PGM

1 2 3 4 5 6 7 8 9 10 11 12 SUB TOTAL



4	8	12
3	7	11
2	6	10
1	5	9

All Departments are linked with T1 (5%)



Preset 200 Item Names in Arabic (to be preset on Department Keys)

Codes	Preset Names n Arabic	(English Translation)
001	نانس أة اشرف	Toothbrush
002	نانس أة نوجع م	Toothpaste
003	و ب م اش	Shampoo
004	ل ا د م ج م	Frozen Food
005	ل م ج م ا د ا و م	Cosmetics
006	ن و ب ا ص	Soap
007	ا ت ا ف ظ ن م	Detergent
008	ت ي ل ا و ت ن ي ا ف	Toilet paper
009	ة ي ل ز ن م ا و ا د	Houseware
010	ر ب ح م ل ق	Pen
011	ا ر ع / غ م ص	Glue
012	ق ب ل	Tape
013	ر ت خ د	Notebook
014	ة ي ا س ا ط ر ق	Stationery
015	ب ا ت ك	Book
016	ة ل ج م	Magazine
017	ة د ي ر ج	Newspaper
018	CD	CD
019	DVD	DVD
020	ر ي و م ي ت	Copy Service
021	ت ا ي ر ا ط ب	Battery
022	ا ب ر ه ك ا ب م ل	Light bulb
023	ة ن ي و م ت ا و م	Foodstuff
024	ة ف ي ف ن خ ا ب ج و	Snacks
025	ن ا خ د	Cigarette
026	ة ح ا ق	Lighter
027	ل س ع م	Tobacco
028	م ح ف	Coal
029	ت ا ق ا ط ب	Prepaid card
030	ة ي و د ا	Drugs
031	ت ا ب ل ع م	Canned Food
032	ة ل ل ع	Gum
033	ب ا ع ل ا	Toys
034	ت ا ي ر ث ن	Miscellaneous
035	ي ر خ ا ف ا ن س ا	Other Items
036	م ت ا خ	Ring
037	ت ا ر ا و م ي ك ا	Accessory
038	ت ا ر ه و ج م	Jewelry
039	ة ع ا س	Watch
040	ت ا ر ا ظ ن	Glasses
041	ظ ف ا ح م	Wallet
042	ب ا ق ح	Bag
043	ب ا ث ا	Furniture
044	ت ا ي ق ا ب ر ه ك	Electric appliances
045	ت ا ي و ل ح	Confectionery
046	ر ا ج ي س	Cigar
047	ر و ط ع	Perfumes
048	ة ي ر ا ل ذ ت ا ي د ه	Souvenir
049	ب ه ذ	Gold
050	ة ن ي ف	Silver

Codes	Preset Names in Arabic	(English Translation)
051	ن ب ل م	Frankincense
052	ر ع ش ل ا ف ي ف م ر ت	Hairdressing
053	ن ق ذ ا ة ق ل ح	Shaving
054	ة ي ذ ح ا د ع ي م ل ت	Shoeshine
055	ة ر ك ذ ت	Ticket
056	ك ي ل د ت	Massage
057	ف ي ظ ن ت	House cleaning
058	ة ل و م ع	Commission
059	ت ي ك ا ج	Jacket
060	س ي م ق	Shirt
061	ة ي ل خ ا د س ب ل م	Underwear
062	ب ر ا و ج	Sock
063	ق ن ع ا ط ب ر	Tie
064	ط ا ش ق	Belt
065	ن و ل ط ن ب	Pants
066	ة ر و ن ت	Skirt
067	ة ي ق ي ط	Hat
068	ف و ف ك	Gloves
069	ة ي ذ ح ا	Shoes
070	ة ي س م ش	Parasol
071	ز ن ج ي	Jeans
072	ة ل د ب	Suit
073	ة ز و ل ب	T-Shirt
074	ي ل ا ج ر	Men Cloth
075	ي ا ت س	Ladies Cloth
076	ل ا ف ط ا س ب ل م	Baby Cloth
077	ة ي ف و ك	Kurfeah
078	ل ا ش	Scarf
079	ش ا د ش د	Kandura
080	ل ا ق ع	Agal
081	ة ي ا ب ع	Abaya
082	ب ا ج ح	Hijab
083	ت ر و ش	Shorts
084	ه و ي ا م	Swimsuit
085	ة م ا ج ي ب	Pajamas
086	ص ا خ ف ر ع	Special Offer
087	ل ج ع م ل	Beef
088	ج ا ج د	Chicken
089	ف و ر خ م ل ج	Sheep meat
090	ل م س	Fish
091	م ر ش	Shrimp
092	ف ر ي ب	Egg
093	ة ر و د ن ب	Tomato
094	ر ز ج	Carrot
095	ا ط ا ط ب	Potato
096	خ ن ا ب س	Spinach
097	ف و ف ل م	Cabbage
098	ر ي ج ر ج	Arugula
099	ي ل ك و ر ب	Broccoli
100	ر ا ي خ	Cucumber

Codes	Preset Names in Arabic	(English Translation)
101	ة ي م ا ب	Okra
102	ل م ب	Onion
103	س ن و د ق ب	Parsley
104	ل ا ق ت ر ب	Orange
105	ن و م ي ل	Lemon
106	ي و ي ك	Kiwi
107	ا ج ن ا م	Mango
108	ة ق ا ط ب و ر ش م	Pear
109	ن و ت ي ز	Olive
110	ر م ت	Dates
111	ب ح م ح	Chickpeas
112	ن ي ح ط	Flour
113	ز ر ا	Rice
114	ب ي ل ح	Milk
115	ن ا ب ل ا	Yogurt
116	ن ا ج ا	Cheese
117	ة د ب ز	Butter
118	ر ا ه ب	Pepper
119	ح ل م	Salt
120	ر ك س	Sugar
121	ت و ي ز	Edible oils
122	ة ر و د ن ب ل ا ب ر	Tomato paste
123	ن و م ك	Umin
124	ل ي ه	Cardamom down
125	ن و ب ا ن ي س	Cinnamon
126	ت ا ن و د	Donuts
127	ل ك ع	Muffin
128	ة ه ن ة ف ا ض ا	Add Flavour
129	ة م و ش م	Garlic
130	ة و ه ق	Coffee
131	ي ا ش	Tea
132	ة ن د ع م ه ا ي م	Water
133	ة ي ز ا غ ه ا ي م	Carbonated water
134	ي ز ا غ ب و ر ش م	Cola
135	ر ي ص ع	Juice
136	ب ا ش ع ا	Herbs
137	و س ر ي س ا	Espresso
138	ر ي ع ش ه ا م	Saudi Champagne
139	ة ل ي ج ر ا	Hookah
140	ر غ ر ي م ه	Hamburger
141	ا ز ت ي ب	Pizza
142	ش ي و د ن ا س	Sandwich
143	غ و د ت و ه	Hot dogs
144	ة ي ل ق م ا ط ا ب	Fried potatoes
145	ة ط ل س	Salad
146	ا ت ص ا ب	Pasta
147	ة ظ و ب	Ice Cream
148	ي و ل ح	Dessert
149	ة ب ر و ش	Soup
150	ت ا ن ج ع م	Pastries

Codes	Preset Names in Arabic	(English Translation)
151	ك ي ك	Cake
152	ب ي ر ك	Crepes
153	ه ي ف ا ل م ي ن	Nescafe
154	ة ن خ س ة ت ل ك و ش	Hot Chocolate
155	ل ي ت ك و ك	Cocktail
156	ر ك ا ل س	Candy
157	ك ي ش ل ل ي م	Milk Shake
158	ة ت ل ك و ش	Chocolate
159	ت ا ر س ل م	Nuts
160	ي ك ر ي ت	Turkey
161	ة ي ك ر ت ة و ه ق	Turkish Coff
162	ة د ا س ة و ه ق	Arabic Coff
163	ي ل ي ز ا ر ب ة و ه ق	Brazilian Coff
164	ي ب م و ل و ك ة و ه ق	Colombia Coff
165	ز ب خ	Khubz
166	م م ح	Houmous
167	ل ب ت م	Mutabal
168	ل ف ل ف	Falafel
169	ة ب ك	Kibbeh
170	ة ص ب ك	Kabsa
171	ب ا ب ك	Kebab
172	ي و ا ش م	Barbecu
173	ل و ف	Bean
174	ة ب ح م م	Houmous Habb
175	ة ي م د ق	Houmous & Bean
176	ت ل ب ق م	Appetizer
177	ة ط ش	Red Pepper
178	ة ل ي ب ت ت	Green Pepper
179	ة ك ر ف م	Egg & Potato
180	ة ر و د ن ب ة ي ل ق	Tomato Soup
181	ي ش ح م ل ف ل ف	Falafel Super
182	ل ف ل ف ش ي و د ن س	Falafel Sand
183	ي ل ا ق م ش ي و د ن س	Potato Sandwich
184	ا م ر و ا ش	Shawarma
185	ا م ر و ا ش ة ب ج و	Shawarma Meal
186	ر ج ن ز	Zinger
187	ب و ل ا ل س	Escalope
188	ا ت ي ه ا ف	Fajita
189	ق و و ا ط ش ي ش	Shish Taouk
190	ف ي ب ت س و ر	Roast Beef
191	ي و ش م ج ا ج د	Grilled Chk
192	د ت س و ر ب ج ا ج د	Broasted Chk
193	ة د ب ك	Liver
194	ا د غ ة ب ج و	Lunch Meal
195	ج ا ص	Saj
196	ة ت ف	Fatteh
197	ة ي ر ف ر ل ع ض ا خ	TAXABLE
198	ا ي ب ي ر ش ي ف ع م	NON-TAX
199	ف ن م ل ا	PLU
200	م س ق ك ا	DEPT

7.Setting ITEM NAMES on Department Keys

Example :

PGM

REG CAL X Z
OFF RF

2 SUB TOTAL

ITEM NAMES

1 4 0 1 1 4 1 2 1 4 2 3 1 4 3 4
همبرغر بيتزا ساندويش هوت دوغ

1 4 4 5 1 4 5 6 1 4 9 7 1 4 7 8
بطاطا مقليه سلطة شوربة بوظة

1 4 4 9 1 3 2 10 1 3 0 11 1 3 5 12
مشروب غازي مياه معدنية قهوة عصير

SUB TOTAL

4	8	12
Hot Dogs	Ice Cream	Juice
3	7	11
Sandwitch	Soup	Coffee
2	6	10
Pizza	Sabat	Water
1	5	9
Hamburger	Fried Potato	Cola(Soda)

FOODS DRINKS

P02
همبرغر	#01
بيتزا	#02
ساندويش	#03
هوت دوغ	#04
بطاطا مقليه	#05
سلطة	#06
شوربة	#07
بوظة	#08
مشروب غازي	#09
مياه معدنية	#10
قهوة	#11
عصير	#12

Daily store operations (Registering sales and issuing VAT receipts)

Example : Buy - Selling 1 Hamburger (@\$5.00), 1 Potato (@\$3.00) and 1 Cola (@\$2.00)
Pay - Getting 20-dollar and returning the change of \$9.50 (Add-on Tax), or \$10.00 (Add-in Tax.)

REG CAL X Z
OFF RF

5 00 1 3 00 5 2 00 9

Hamburger
بطاطا مقليه
مشروب غازي

SUB TOTAL

2 0 00 CA/AMT TEND

ADD-ON TAX	
المبيعات	15.48
الضريبة	0.00
المجموع	15.48
المدفوع	20.00
التغير	-8.50

OR

ADD-IN TAX	
المبيعات	14.43
الضريبة	0.00
المجموع	14.43
المدفوع	20.00
التغير	-10.00